

CONSEIL DE L'ATLANTIQUE NORD
NORTH ATLANTIC COUNCIL

EXEMPLAIRE

73

COPY

N°

FRANCAIS/ANGLAIS

7 Juillet 1960

NATO CONFIDENTIEL

DOCUMENT

AC/127-WP/62

COMITE ECONOMIQUE

COMMERCE EXTERIEUR DES PAYS DE L'OTAN AVEC LE BLOC SOVIETIQUE

Note du Président

Sur la demande du Comité (AC/127-R/50 du 7 Juin 1960) le Secrétariat International a étudié la possibilité de diffuser périodiquement aux délégations des renseignements sur le commerce extérieur des pays de l'OTAN avec ceux du bloc soviétique.

2. Le Comité trouvera ci-joint des projets de tableaux et deux graphiques. Les tableaux statistiques pourraient être diffusés tous les trimestres; ils fourniraient une comparaison entre les résultats du trimestre considéré et ceux du trimestre précédent d'une part, et entre les résultats du trimestre considéré et ceux du trimestre correspondant de l'année précédente d'autre part. En outre, une fois par an, à l'occasion de la diffusion des résultats du quatrième trimestre, les tableaux trimestriels seraient complétés:

- par un tableau du même modèle établissant une comparaison entre les données de la dernière année civile et les données de l'année civile précédente;

- par des graphiques faisant apparaître l'évolution des échanges extérieurs des pays de l'OTAN avec l'URSS et les pays satellites considérés dans leur ensemble et, pour chaque pays de l'OTAN, la part que représente en pourcentage du total, leurs importations et exportations avec les pays du bloc soviétique considérés dans leur ensemble.

(Signé) F.D. GREGH

A. Exports to the Bloc

1. 1st Quarter 1959 and 1st Quarter 1960

(1,000 US Dollars)

Importing Country	Poland		Bulgaria		Czechoslovakia		Soviet occupation Zone of Germany		Hungary		Roumania		Total Satellites other than Poland		USSR		Total	
	1/59	1/60	1/59	1/60	1/59	1/60	1/59	1/60	1/59	1/60	1/59	1/60	1/59	1/60	1/59	1/60	1/59	1/60
(0)	(1)	(2)	(3)	(4)	(5)	(6)	(7)	(8)	(9)	(10)	(11)	(12)	(13)	(14)	(15)	(16)	(17)	(18)
Belgium/Luxembourg																		
Denmark																		
France																		
FR of Germany							(a)	(a)										
Greece																		
Iceland																		
Italy																		
Netherlands																		
Norway																		
Portugal																		
Turkey																		
United Kingdom																		
Total																		
NATO Europe																		
Canada																		
United States																		
Total N.America																		
Total NATO																		

(1) Including Albania.

(a) These figures represent the "Inter-Zone Trade" with the Currency Area of DM-East (including the Soviet-occupied sector of Berlin) the figures of Berlin (West) are, on the other hand, included in those of the Federal Republic.

A. Exports to the Bloc

2. 1st and 2nd Quarter 1960

1,000 US Dollars)

ANNEX 12 to
 AC/127-WP/62

Exporting Country	Poland		Bulgaria		Czechoslovakia		Soviet occupation Zone of Germany		Hungary		Roumania		Total Satellites other than Poland (1)		USSR		Total	
	I/60	II/60	I/60	II/60	I/60	II/60	I/60	II/60	I/60	II/60	I/60	II/60	I/60	II/60	I/60	II/60	I/60	II/60
(0)	(1)	(2)	(3)	(4)	(5)	(6)	(7)	(8)	(9)	(10)	(11)	(12)	(13)	(14)	(15)	(16)	(17)	(18)
Belgium/Luxembourg																		
Denmark																		
France																		
FR of Germany							(a)	(a)										
Greece																		
Iceland																		
Italy																		
Netherlands																		
Norway																		
Portugal																		
Turkey																		
United Kingdom																		
Total																		
NATO Europe																		
Canada																		
United States																		
Total N. America																		
Total NATO																		

(1) Including Albania.
 (a) These figures represent the "Inter-Zonal Trade" with the Currency Area of D-East (including the Soviet-occupied sector of Berlin); the figures for Berlin (West) are, on the other hand, included in those of the Federal Republic.

DECLASSIFIED - PUBLIC DISCLOSURE / DECLASSIFIE - MISE EN LECTURE PUBLIQUE

NATO COUNTRIES' TRADE WITH THE SOVIET BLOC

NATO CONFIDENTIAL

A. Exports to the Bloc

ANNEX 3 to
AC/127-WP/62

3. 1958 and 1959

(1,000 US Dollars)

Exporting Country	Poland		Bulgaria		Czechoslovakia		Soviet occupation Zone of Germany		Hungary		Roumania		Total Satellites other than Poland (1)		USSR		Total	
	1958	1959	1958	1959	1958	1959	1958	1959	1958	1959	1958	1959	1958	1959	1958	1959	1958	1959
(C)	(1)	(2)	(3)	(4)	(5)	(6)	(7)	(8)	(9)	(10)	(11)	(12)	(13)	(14)	(15)	(16)	(17)	(18)
Belgium/Luxembourg																		
Denmark																		
France																		
FR of Germany							(a)	(a)										
Greece																		
Iceland																		
Italy																		
Netherlands																		
Norway																		
Portugal																		
Turkey																		
United Kingdom																		
Total NATO Europe																		
Canada																		
United States																		
Total N. America																		
Total NATO																		

(1) Including Albania.

(a) These figures represent the "Inter-Zonal Trade" with the Currency Area of Dr-East (including Soviet occupied sector of Berlin) the figures of Berlin (West) are, on the other hand, included in those of the Federal Republic.

NATO CONFIDENTIAL

NATO COUNTRIES' TRADE WITH THE SOVIET BLOC

B. Imports from the Bloc

1. 1st Quarter 1959 and 1st Quarter 1960

(1,000 US Dollars)

Exporting Country Importing Country	Poland		Bulgaria		Czecho- slovakia		Soviet Occ. Zone of Germany		Hungary		Roumania		Total Satcl- lites other than Poland		USSR		Total	
	I/59 (1)	I/60 (2)	I/59 (3)	I/60 (4)	I/59 (5)	I/60 (6)	I/59 (7)	I/60 (8)	I/59 (9)	I/60 (10)	I/59 (11)	I/60 (12)	I/59 (13)	I/60 (14)	I/59 (15)	I/60 (16)	I/59 (17)	I/60 (18)
Belgium/Lux.																		
Denmark																		
France																		
FR of Germany							(a)	(a)										
Greece																		
Iceland																		
Italy																		
Netherlands																		
Norway																		
Portugal																		
Turkey																		
United Kingdom																		
Total NATO Europe																		
Canada																		
United States																		
Total N.America																		
Total NATO																		

(1) Including Albania.

(a) These figures represent the "Inter-Zonal Trade" with the Currency Area of DM-East (including the Soviet-occupied sector of Berlin); the figures for Berlin(West) are, on the other hand, included in those for the Federal Republic.

NATO COUNTRIES' TRADE WITH THE SOVIET BLOC

ANNEX 15 to
AC/127-WP/62

B. Imports from the Bloc

2. 1st and 2nd Quarter 1960

(1,000 US Dollars)

Exporting Country Importing Country	Poland		Bulgaria		Czechoslovakia		Soviet Occ. Zone of Germany		Hungary		Roumania		Total Satellites other than Poland		USSR		Total	
	I/60	II/60	I/60	II/60	I/60	II/60	I/60	II/60	I/60	II/60	I/60	II/60	I/60	II/60	I/60	II/60	I/60	II/60
(0)	(1)	(2)	(3)	(4)	(5)	(6)	(7)	(8)	(9)	(10)	(11)	(12)	(13)	(14)	(15)	(16)	(17)	(18)
Belgium/Lux.																		
Denmark																		
France																		
FR of Germany							(a)	(a)										
Greece																		
Iceland																		
Italy																		
Netherlands																		
Norway																		
Portugal																		
Turkey																		
United Kingdom																		
Total NATO Europe																		
Canada																		
United States																		
Total N.America																		
Total NATO																		

(1) Including Albania.

(a) These figures represent the "Inter-Zonal Trade" with the Currency Area of DM-East (including the Soviet-occupied sector of Berlin); the figures for Berlin(West) are, on the other hand, included in those for the Federal Republic.

NATO COUNTRIES' TRADE WITH THE SOVIET BLOC

B. Imports from the Bloc

3. 1958 and 1959

(1,000 US Dollars)

Exporting Country Import- ing Country	Poland		Bulgaria		Czecho- slovakia		Soviet Occ Zone of Germany		Hungary		Roumania		Total Satel lites other than Poland ⁽¹⁾		USSR		Total	
	1958	1959	1958	1959	1958	1959	1958	1959	1958	1959	1958	1959	1958	1959	1958	1959	1958	1959
(0)	(1)	(2)	(3)	(4)	(5)	(6)	(7)	(8)	(9)	(10)	(11)	(12)	(13)	(14)	(15)	(16)	(17)	(18)
Belgium/Lux.																		
Denmark																		
France																		
FR of Germany							(a)	(a)										
Greece																		
Iceland																		
Italy																		
Netherlands																		
Norway																		
Portugal																		
Turkey																		
United Kingdom																		
Total NATO Europe																		
Canada																		
United States																		
Total N.America																		
Total NATO																		

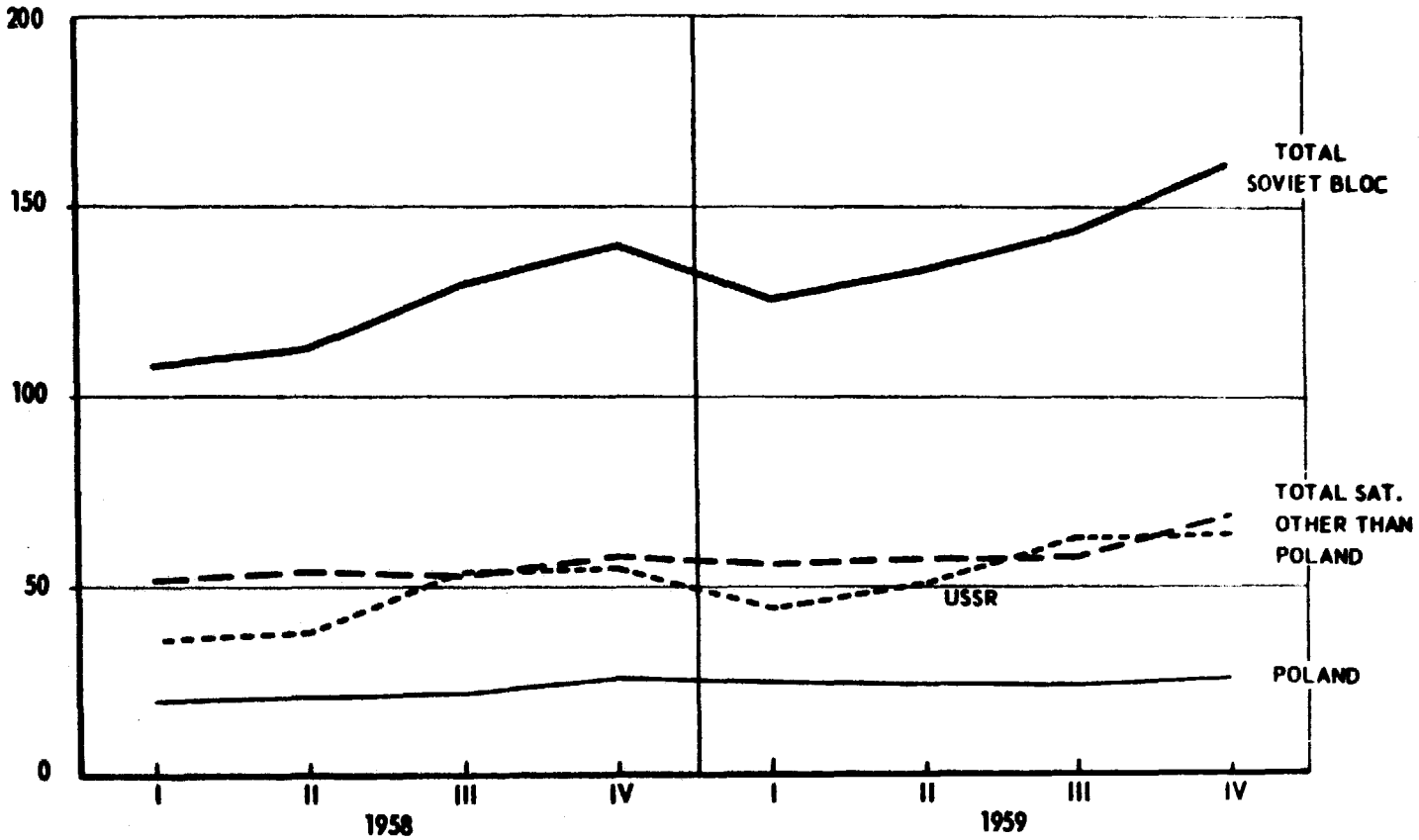
(1) Including Albania.

(a) These figures represent the "Inter-Zonal Trade" with the Currency Area of DM-East (including the Soviet-occupied sector of Berlin); the figures for Berlin(West) are, on the other hand, included in those for the Federal Republic.

NATO COUNTRIES' TRADE WITH THE SOVIET BLOC

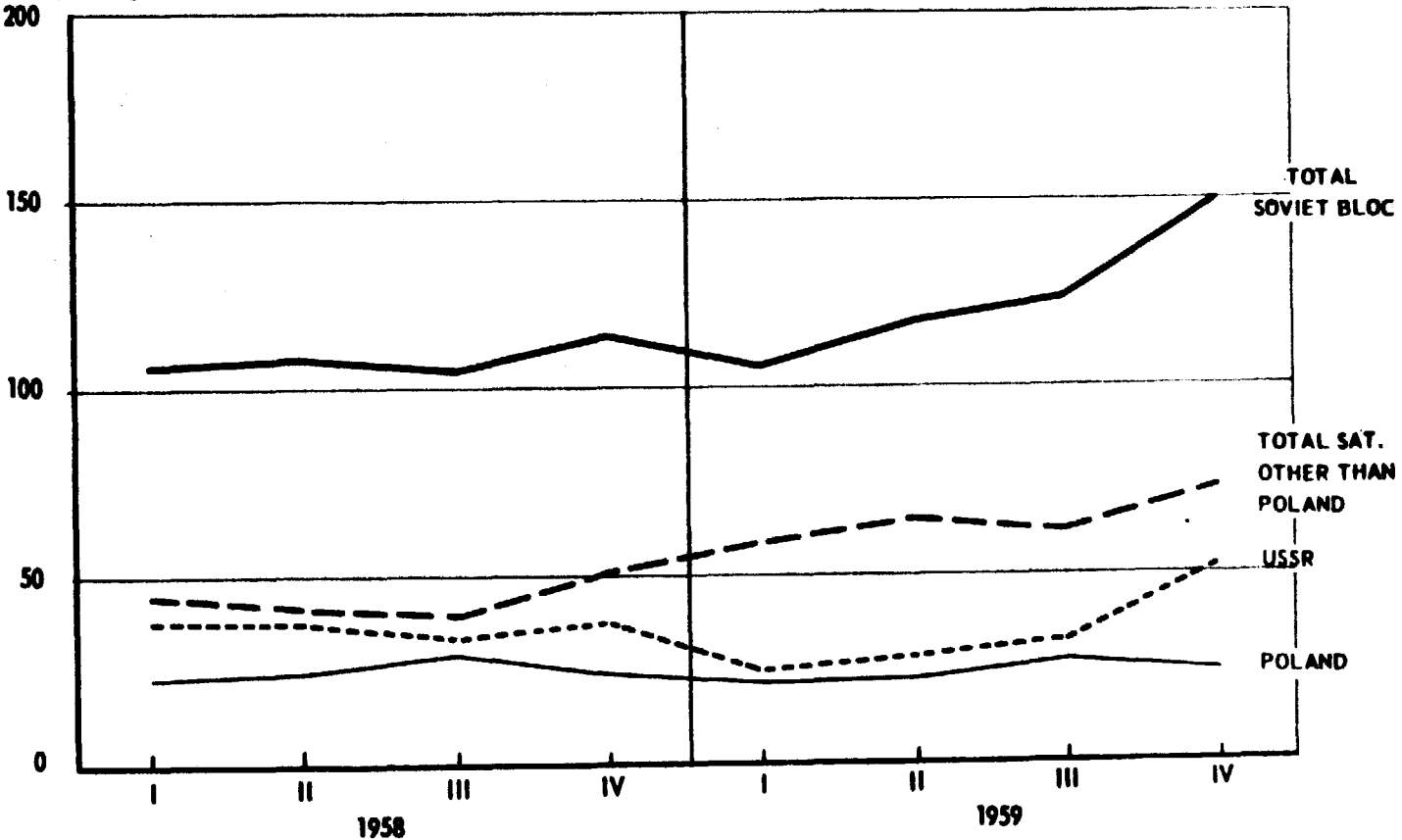
MILLION US DOLLARS
(Monthly Average)

A. TOTAL EXPORTS



MILLION US DOLLARS
(Monthly Average)

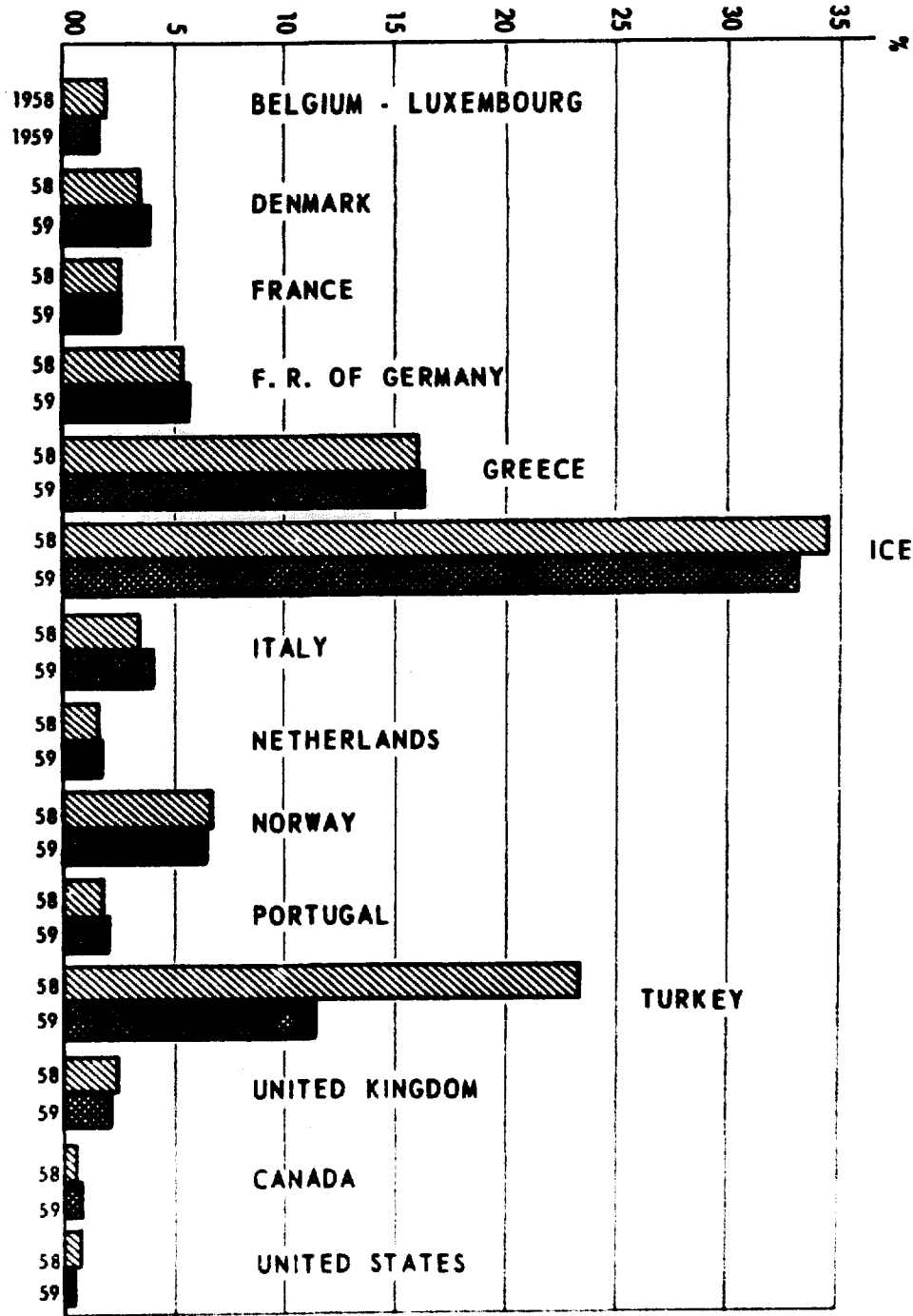
B. TOTAL IMPORTS



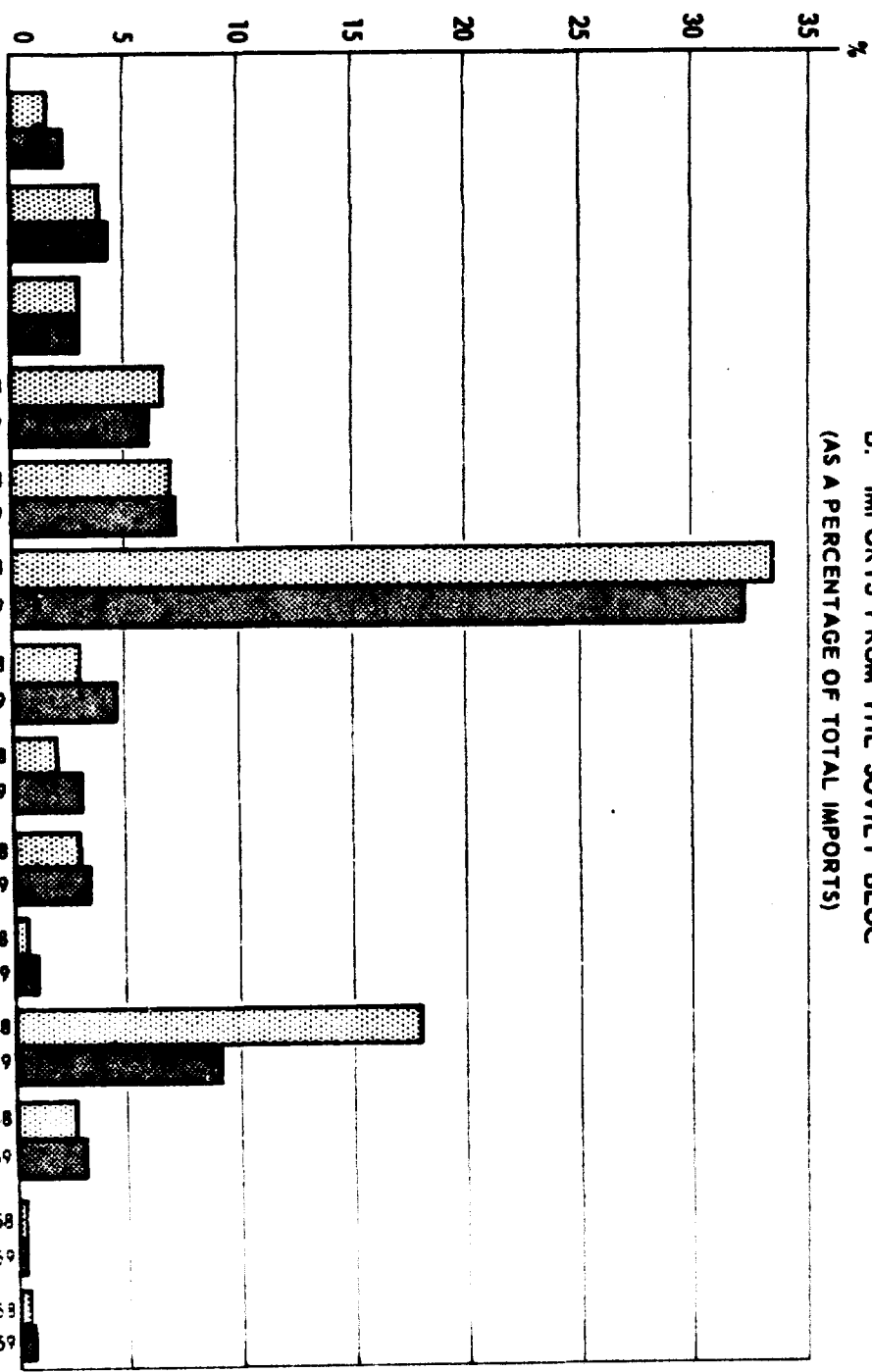
DECLASSIFIED - PUBLIC DISCLOSURE / DECLASSIFIE - MISE EN LECTURE PUBLIQUE

NATO COUNTRIES' TRADE WITH THE SOVIET BLOC

A. EXPORTS TO THE SOVIET BLOC
(AS A PERCENTAGE OF TOTAL EXPORTS)



B. IMPORTS FROM THE SOVIET BLOC
(AS A PERCENTAGE OF TOTAL IMPORTS)



NATO CONFIDENTIAL
ANNEX B to
AC/127/MP/62