

CONSEIL DE L'ATLANTIQUE NORD  
NORTH ATLANTIC COUNCIL

169

EXEMPLAIRE N°  
COPY

ORIGINAL : FRENCH/ENGLISH  
7th July, 1960

NATO CONFIDENTIAL  
WORKING PAPER  
AC/127-WP/62

COMMITTEE OF ECONOMIC ADVISERS

NATO COUNTRIES' TRADE WITH THE SOVIET BLOC

Note by the Chairman

At the request of the Committee (AC/127-R/50, dated 7th June, 1960), the International Staff has studied the possibility of providing delegations with periodical information on trade between the NATO and the Soviet Bloc countries.

2. Attached hereto are draft tables and two graphs. The statistical tables could be issued every quarter ; they would enable a comparison to be made, on the one hand, between the results of the quarter under review and those of the preceding quarter, and on the other, between the results of the quarter under review and those of the corresponding quarter of the previous year. In addition, once a year, when the results of the last quarter are issued, the quarterly tables would be supplemented by :

- a table with the same layout, making a comparison between the data of the last calendar year and those of the preceding year ;
- graphs showing the development of the foreign trade of the NATO countries with the USSR and satellites as a whole and, for each NATO country the exports and imports to and from the Soviet Bloc countries collectively, expressed as percentages of the total imports and exports.

(Signed) F.D. GREGH

OTAN/NATO  
Paris, XVIe.

NATO CONFIDENTIAL

A. Exports to the Bloc

1. 1st Quarter 1959 and 1st Quarter 1960

(1,000 US Dollars)

Exporting Country \ Importing Country	Poland		Bulgaria		Czechoslovakia		Soviet occupation Zone of Germany		Hungary		Roumania		Total Satellites other than Poland (1)		USSR		Total	
	1/59	1/60	1/59	1/60	1/59	1/60	1/59	1/60	1/59	1/60	1/59	1/60	1/59	1/60	1/59	1/60	1/59	1/60
(0)	(1)	(2)	(3)	(4)	(5)	(6)	(7)	(8)	(9)	(10)	(11)	(12)	(13)	(14)	(15)	(16)	(17)	(18)
Belgium/Luxembourg																		
Denmark																		
France																		
FR of Germany							(a)	(a)										
Greece																		
Iceland																		
Italy																		
Netherlands																		
Norway																		
Portugal																		
Turkey																		
United Kingdom																		
Total NATO Europe																		
Canada																		
United States																		
Total N.America																		
Total NATO																		

(1) Including Albania.

(a) These figures represent the "Inter-Zone Trade" with the Currency Area of DM-East (including the Soviet-occupied sector of Berlin) the figures of Berlin (West) are, on the other hand, included in those of the Federal Republic.

A. Exports to the Bloc

2. 1st and 2nd Quarter 1960

1,000 US Dollars)

Importing Country  Exporting Country	Poland		Bulgaria		Czecho- slovakia		Soviet oc- cupation Zone of Germany		Hungary		Roumania		Total Satel- lites other than Poland (1)		USSR		Total	
	I/60	II/60	I/60	II/60	I/60	II/60	I/60	II/60	I/60	II/60	I/60	II/60	I/60	II/60	I/60	II/60	I/60	II/60
(0)	(1)	(2)	(3)	(4)	(5)	(6)	(7)	(8)	(9)	(10)	(11)	(12)	(13)	(14)	(15)	(16)	(17)	(18)
Belgium/Luxembourg																		
Denmark																		
France																		
FR of Germany							(a)	(a)										
Greece																		
Iceland																		
Italy																		
Netherlands																		
Norway																		
Portugal																		
Turkey																		
United Kingdom																		
Total																		
NATO Europe																		
Canada																		
United States																		
Total N. America																		
Total NATO																		

(1) Including Albania.

(a) These figures represent the "Inter-Zonal Trade" with the Currency Area of D-East (including the Soviet-occupied sector of Berlin); the figures for Berlin (West) are, on the other hand, included in those of the Federal Republic.

A. Exports to the Bloc

3. 1958 and 1959

ANNEX 3 to  
AG/127-WP/62  
(1,000 US Dollars)

Importing Country	Poland		Bulgaria		Czechoslovakia		Soviet occupation Zone of Germany		Hungary		Roumania		Total Satellites other than Poland (1)		USSR		Total	
	1958	1959	1958	1959	1958	1959	1958	1959	1958	1959	1958	1959	1958	1959	1958	1959	1958	1959
(c)	(1)	(2)	(3)	(4)	(5)	(6)	(7)	(8)	(9)	(10)	(11)	(12)	(13)	(14)	(15)	(16)	(17)	(18)
Belgium/Luxembourg																		
Denmark																		
France																		
FR of Germany							(a)	(a)										
Greece																		
Iceland																		
Italy																		
Netherlands																		
Norway																		
Portugal																		
Turkey																		
United Kingdom																		
Total NATO Europe																		
Canada																		
United States																		
Total N. America																		
Total NATO																		

(1) Including Albania.

(a) These figures represent the "Inter-Zonal Trade" with the Currency Area of Di-East (including Soviet occupied sector of Berlin) the figures of Berlin (West) are, on the other hand, included in those of the Federal Republic.

NATO COUNTRIES' TRADE WITH THE SOVIET BLOC

B. Imports from the Bloc

1. 1st Quarter 1959 and 1st Quarter 1960

(1,000 US Dollars)

Exporting Country Importing Country	Poland		Bulgaria		Czechoslovakia		Soviet Occ. Zone of Germany		Hungary		Roumania		Total Satellites other than Poland		USSR		Total	
	I/59	I/60	I/59	I/60	I/59	I/60	I/59	I/60	I/59	I/60	I/59	I/60	I/59	I/60	I/59	I/60	I/59	I/60
(0)	(1)	(2)	(3)	(4)	(5)	(6)	(7)	(8)	(9)	(10)	(11)	(12)	(13)	(14)	(15)	(16)	(17)	(18)
Belgium/Lux.																		
Denmark																		
France																		
FR of Germany							(a)	(a)										
Greece																		
Iceland																		
Italy																		
Netherlands																		
Norway																		
Portugal																		
Turkey																		
United Kingdom																		
Total NATO Europe																		
Canada																		
United States																		
Total N.America																		
Total NATO																		

(1) Including Albania.

(a) These figures represent the "Inter-Zonal Trade" with the Currency Area of DM-East (including the Soviet-occupied sector of Berlin); the figures for Berlin(West) are, on the other hand, included in these for the Federal Republic.

B. Imports from the Bloc

2. 1st and 2nd Quarter 1960

(1,000 US Dollars)

Exporting Country Importing Country	Poland		Bulgaria		Czechoslovakia		Soviet Occ. Zone of Germany		Hungary		Roumania		Total Satellites other than Poland		USSR		Total	
	I/60	II/60	I/60	II/60	I/60	II/60	I/60	II/60	I/60	II/60	I/60	II/60	I/60	II/60	I/60	II/60	I/60	II/60
(0)	(1)	(2)	(3)	(4)	(5)	(6)	(7)	(8)	(9)	(10)	(11)	(12)	(13)	(14)	(15)	(16)	(17)	(18)
Belgium/Lux.																		
Denmark																		
France																		
FR of Germany							(a)	(a)										
Greece																		
Iceland																		
Italy																		
Netherlands																		
Norway																		
Portugal																		
Turkey																		
United Kingdom																		
Total NATO Europe																		
Canada																		
United States																		
Total N.America																		
Total NATO																		

(1) Including Albania.

(a) These figures represent the "Inter-Zonal Trade" with the Currency Area of DM-East (including the Soviet-occupied sector of Berlin); the figures for Berlin(West) are, on the other hand, included in those for the Federal Republic.

NATO COUNTRIES' TRADE WITH THE SOVIET BLOC

B. Imports from the Bloc

3. 1958 and 1959

(1,000 US Dollars)

Importing Country	Exporting Country		Poland		Bulgaria		Czechoslovakia		Soviet Occ Zone of Germany		Hungary		Roumania		Total Satel lites other than Poland		USSR		Total	
	1958	1959	1958	1959	1958	1959	1958	1959	1958	1959	1958	1959	1958	1959	1958	1959	1958	1959	1958	1959
(0)	(1)	(2)	(3)	(4)	(5)	(6)	(7)	(8)	(9)	(10)	(11)	(12)	(13)	(14)	(15)	(16)	(17)	(18)	(17)	(18)
Belgium/Lux.																				
Denmark																				
France																				
FR of Germany							(a)	(a)												
Greece																				
Iceland																				
Italy																				
Netherlands																				
Norway																				
Portugal																				
Turkey																				
United Kingdom																				
Total NATO Europe																				
Canada																				
United States																				
Total N.America																				
Total NATO																				

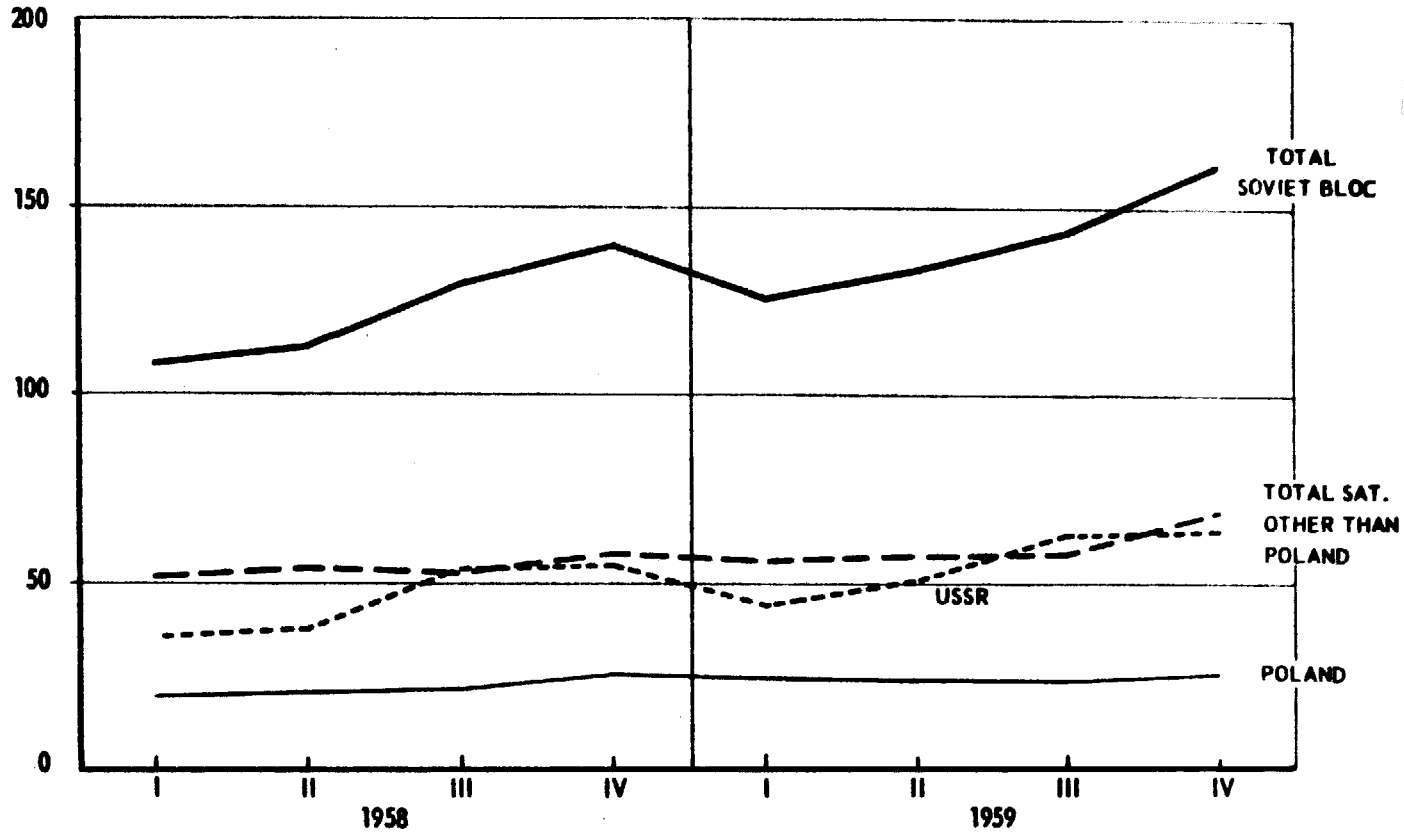
(1) Including Albania.

(a) These figures represent the "Inter-Zonal Trade" with the Currency Area of DM-East (including the Soviet-occupied sector of Berlin); the figures for Berlin(West) are, on the other hand, included in those for the Federal Republic.

NATO COUNTRIES' TRADE WITH THE SOVIET BLOC

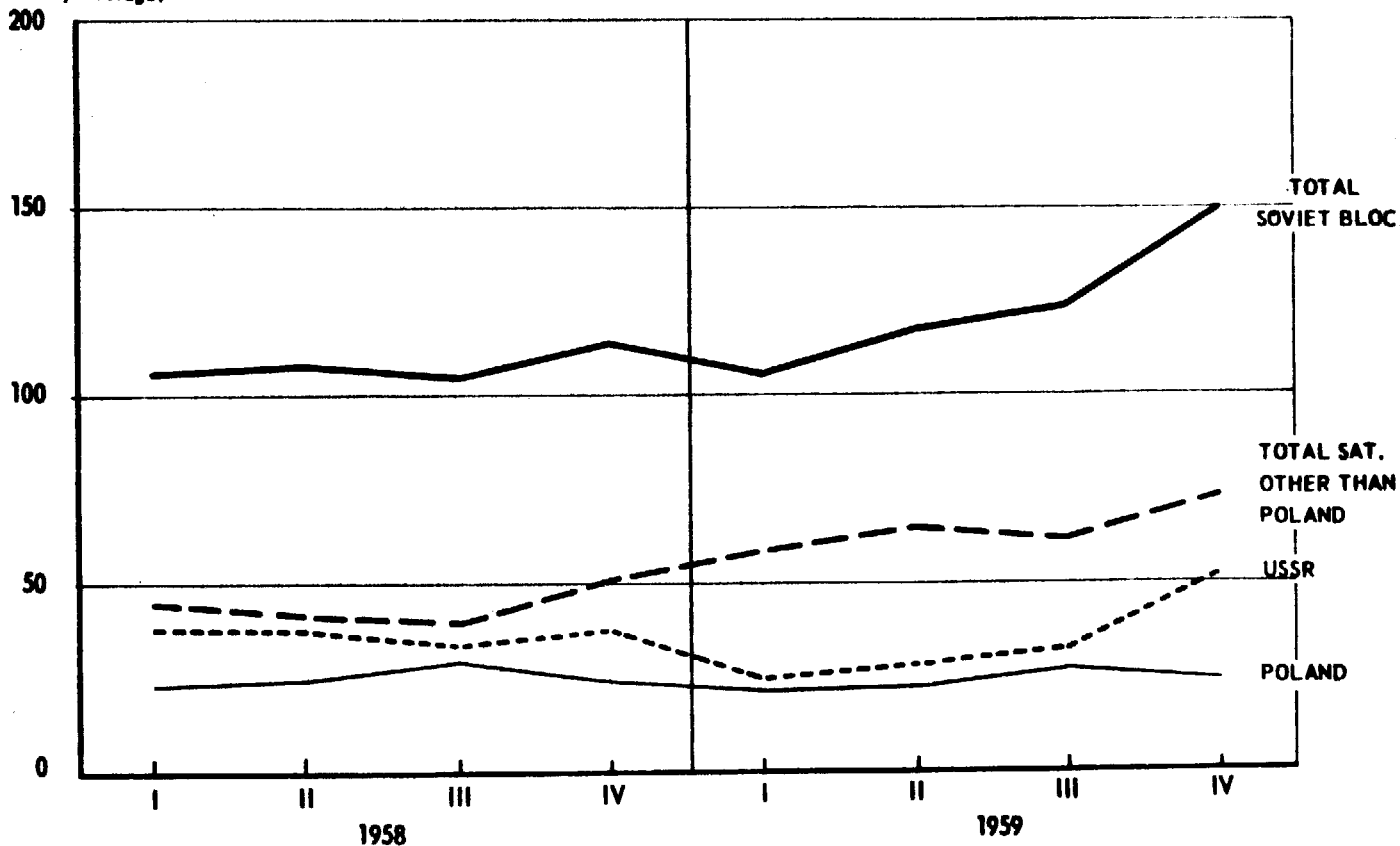
MILLION US DOLLARS  
 (Monthly Average)

A. TOTAL EXPORTS



MILLION US DOLLARS  
 (Monthly Average)

B. TOTAL IMPORTS

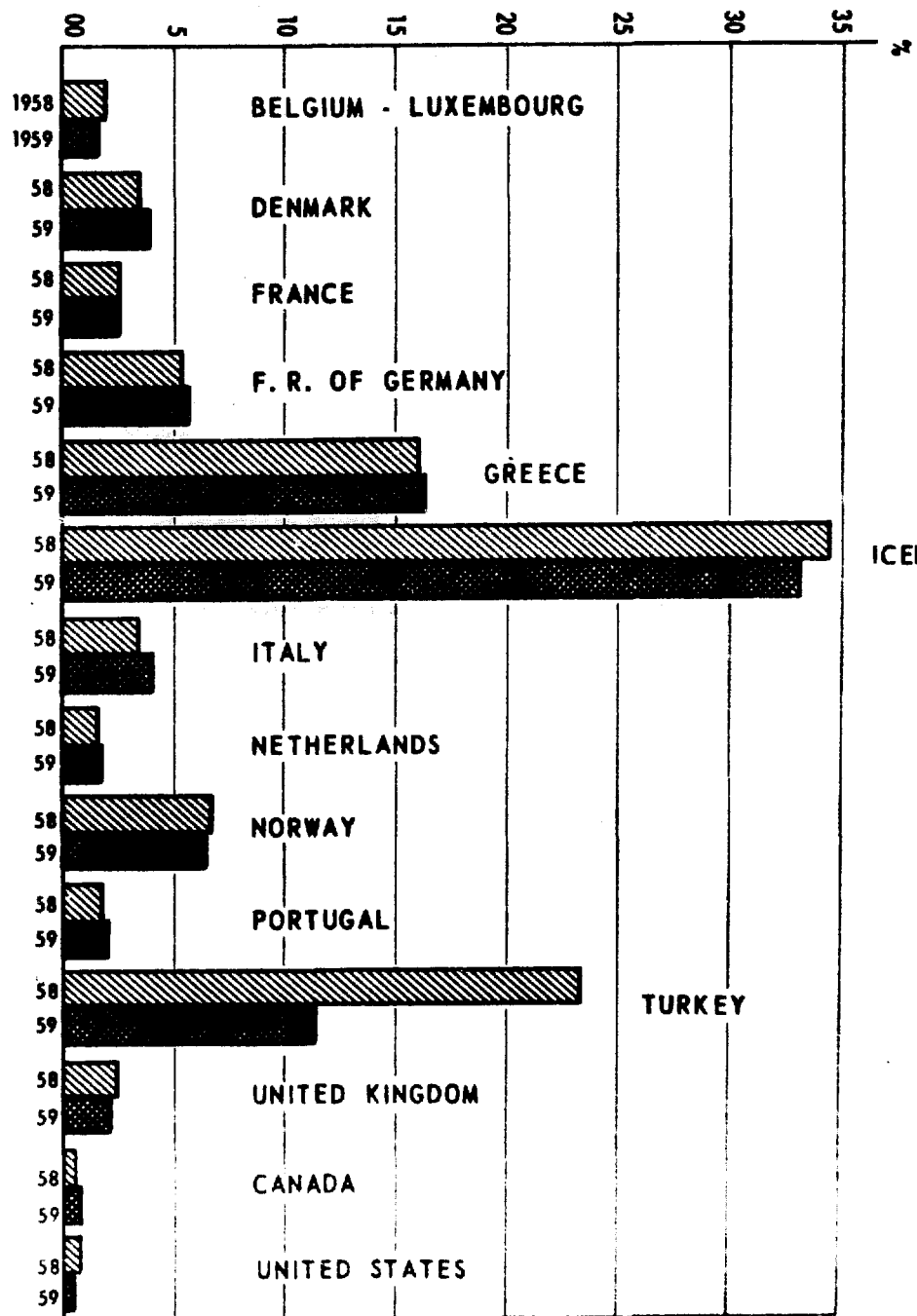


DECLASSIFIED - PUBLIC DISCLOSURE / DECLASSIFIE - MISE EN LECTURE PUBLIQUE



NATO COUNTRIES' TRADE WITH THE SOVIET BLOC

A. EXPORTS TO THE SOVIET BLOC  
(AS A PERCENTAGE OF TOTAL EXPORTS)



B. IMPORTS FROM THE SOVIET BLOC  
(AS A PERCENTAGE OF TOTAL IMPORTS)

